

YORK COUNTY COMMUNITY ACTION CORPORATION

## Head Start & Early Head Start

# Annual Report

Program Year 2017-2018

YCCAC  
HEAD  
START  
MISSION



- YCCAC Head Start partners with families of young children, helping them to achieve their self-identified family goals, with a focus on their children's health, education and well-being.



A  
*Message  
from the  
Director*

Dear Head Start and Early Head Start Friends,

Thank you for taking this time to review the YCCAC Head Start and Early Head Start Annual Report for Program Year 2017-2018. I am delighted to share our program progress and results with you.

York County Community Action Corporation has been providing Head Start services in York County for more than 50 years! Over the years the Head Start program has advanced its services and opportunities for children and families not only in our county, but throughout the country.

In April 2018 the program underwent a Federal Monitoring Review. Every 3-5 years, our Head Start classrooms undergo what is called a **CL**assroom **A**ssessment **S**coring **S**ystem (or CLASS) assessment as part of the federal review process. This independent evaluation looks at the interactions between teachers and students, which is what drives learning and development. The classrooms are assessed in three areas - Emotional Support, Classroom Organization, and Instructional Support. In all three of these areas we scored above the national average, and in two of three we scored in the top 10% of the country! These are obviously extremely impressive results. It reflects all of the hard work and dedication put forth by everyone in Children's Services, and in particular the teaching and educational support staff.

Additionally, as part of the Federal Review the program was evaluated on performance and compliance with the New 2016 Head Start Performance Standards and the Improving School Readiness Act of 2007. We are delighted to share that the program has met all of the requirements and has no areas of concern, non-compliance, or deficiency. The results are a clear indication of the coordinated approach to compliance. I am proud of our YCCAC team and congratulate everyone on the success!

Finally, I would like to say thank you to all of the Head Start and Early Head Start families. It is a privilege for our program to partner with you in the growth and development of your young children.

Sincerely,

Michelle Fleagle, Director of Children's Services



### KEY REPORTING ELEMENTS:

- GOVERNING BODY REPRESENTATIVES
- BUDGETARY EXPENDITURES AND PROPOSED BUDGET
- MOST RECENT AUDITS
- NUMBER OF CHILDREN SERVED BY ELIGIBILITY STATUS
- AVERAGE MONTHLY ENROLLMENT
- MONTHLY ATTENDANCE
- CHILD HEALTH STATISTICS
- FAMILY ENGAGEMENT AND FAMILY OUTCOMES
- SCHOOL READINESS AND CHILD OUTCOMES
- COMMUNITY NEEDS UPDATES

# YCCAC BOARD OF DIRECTORS



Laurence Adams, Esq.  
Don Burns  
Lisa Carter  
Grady Collins  
David Dionne  
Claudette Dupee  
Donna Finneran  
Betsy Kelly  
Jane McCabe\*  
Pat McLaughlin  
Joan Nass  
Isabelle Palin  
Nancy Phythyon  
Jean Walsh, Esq.  
David Wright

# POLICY COUNCIL REPRESENTATIVES



Monica Carr  
Lisa Carter  
Courtney Johnson  
Shannon Kendall  
Tonya Legere  
Jane McCabe\*  
Jessica Mansfield  
Elizabeth Patti  
Elizabeth Purdy  
Tiffany Putnam  
Jessey Stevens  
Hayden-Marie Taute  
Robert Tonge

\*HEAD START/EARLY HEAD START LIAISON BETWEEN THE BOARD AND POLICY COUNCIL



## HEAD START LOCATIONS

BERWICK  
BIDDEFORD  
BUXTON  
KITTERY  
OLD ORCHARD BEACH  
SACO  
SANFORD  
WATERBORO

## EARLY HEAD START LOCATIONS

BIDDEFORD  
SACO  
SANFORD





# HEAD START WORKS

## A NOTE OF THANKS AND APPRECIATION...

*“I WOULD LIKE TO THANK THE TEACHERS, VOLUNTEERS, OUR FAMILY LIAISON, AND ALL THE STAFF WHO HAVE SUPPORTED MY FAMILY. MY DAUGHTER HAS BEEN ATTENDING YCCAC HEAD START AND IT'S BEEN ONE OF THE MOST WONDERFUL EXPERIENCES.*

*MY DAUGHTER WENT FROM NOT TALKING; VERY SHY AND SCARED OF MOST THINGS THAT YOU WOULDN'T THINK WOULD BE SCARY FOR MOST CHILDREN. DURING THIS SCHOOL YEAR MY DAUGHTER HAS GROWN SO MUCH SHE'S TALKING, PLAYING WITH PEERS, RUNNING, HAVING FUN, AND JUST STARTING TO BE INDEPENDENT AND GROWING INTO HER OWN PERSONALITY, AND I DON'T THINK SHE WOULD BE DOING AS WELL AS SHE IS NOW WITHOUT EVERYONE WHO HAS HELPED HER ALONG THIS PAST YEAR.*

*THANK YOU SO MUCH FOR EVERYTHING YOU HAVE DONE FOR HER IT WARMS MY HEART TO KNOW THAT SHE'S DOING SO WELL THANKS TO ALL OF YOU FROM THE HEAD START PROGRAM, THANKS FOR EVERYTHING.”*

*- YCCAC HEAD START PARENT*

## YCCAC HEAD START AND EARLY HEAD START REVENUES AND EXPENSES NOVEMBER 1, 2017 – OCTOBER 31, 2018

<b>Revenues</b>		
<b>Category</b>	<b>Budget</b>	<b>Actual</b>
Federal	\$3,316,017	\$3,238,517
State	\$193,192	\$193,192
Other	\$403,762	\$394,209
Non-Federal	\$814,046	\$814,046
USDA	\$157,932	\$156,455
<b>Total Revenues</b>	<b>\$4,884,949</b>	<b>\$4,796,419</b>

<b>Expenditures by Object Category</b>	
Personnel	\$1,862,509
Fringe Benefits	\$773,945
Travel out of County	\$2,313
Equipment	\$5,950
Supplies	\$94,189
Contractual	\$99,505
Construction	\$0
Other	\$491,041
Training and Technical Assistance	\$47,805
<b>Subtotal Direct Cost</b>	<b>\$3,377,257</b>
<b>Indirect Costs</b>	<b>\$448,661</b>
<b>Non-Federal Share</b>	<b>\$814,046</b>
<b>USDA</b>	<b>\$156,455</b>
<b>Total</b>	<b>\$4,796,419</b>

<b>Proposed Budget November 1, 2018 – October 31, 2019</b>	
Personnel	\$2,021,270
Fringe Benefits	\$735,304
Travel out of County	\$1,307
Equipment	\$0.00
Supplies	\$62,977
Contractual	\$60,014
Construction	\$0.00
Other	\$644,738
<b>Indirect Costs</b>	<b>\$426,347</b>
<b>Training &amp; Technical Assistance</b>	<b>\$47,905</b>
<b>Non-Federal Share</b>	<b>\$ 835,597</b>
<b>USDA</b>	<b>\$189,286</b>
<b>Total</b>	<b>\$5,024,745</b>

Each year YCCAC undergoes an independent audit of its financial statements. For the most recent audit the auditor found no areas of non-compliance, findings or deficiencies.



## NUMBER OF CHILDREN SERVED BY ELIGIBILITY STATUS

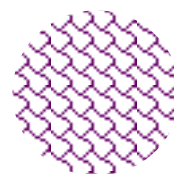


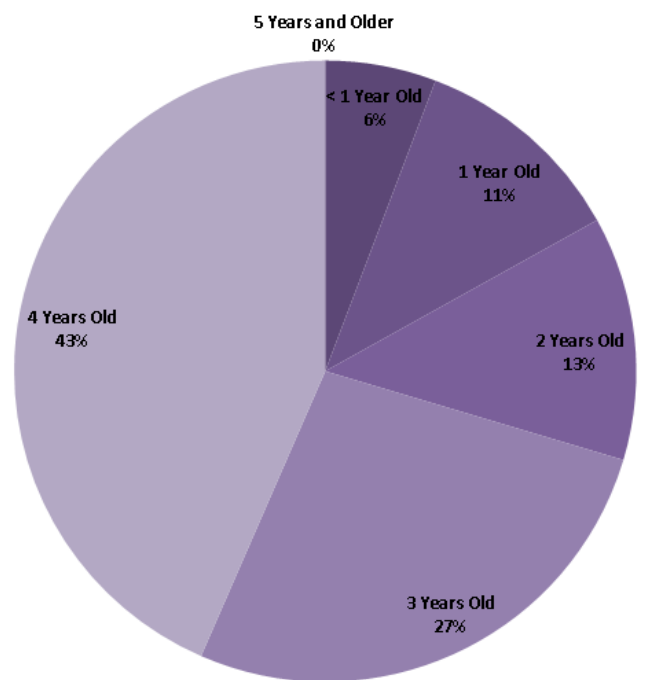
### Head Start

Income below 100% of the Federal Poverty Line (FPL)	100
Receipt of public assistance	51
Status as a foster child	10
Status as homeless	15
Over income	18
Over income – 100-130% FPL	8
<b>Cumulative enrollment</b>	<b>192</b>

### Early Head Start

Income below 100% of the Federal Poverty Line (FPL)	31
Receipt of public assistance	20
Status as a foster child	7
Status as homeless	8
Over income	1
Over income – 100-130% FPL	1
<b>Cumulative enrollment</b>	<b>68</b>

YCCAC Children by Age 2017-2018



# AVERAGE MONTHLY ENROLLMENT



## HEAD START AND EARLY HEAD START GRANT 2017 - 2018

MONTH	HEAD START FUNDED ENROLLMENT	EARLY HEAD START FUNDED ENROLLMENT	HS + EHS ACTUAL ENROLLMENT = COMBINED	PERCENTAGE
SEPTEMBER 2017	186	29	146+25=171	80%
OCTOBER 2017	186	29	152+25=177	82%
NOVEMBER 2017	186	25	157+25=182	86%
DECEMBER 2017	186	25	157+25=182	86%
JANUARY 2018	186	25	164+24=188	89%
FEBRUARY 2018	186	25	169+23=192	91%
MARCH 2018	186	25	170+25=195	92%
APRIL 2018	186	25	170+25=195	92%
MAY 2018	186	25	170+25=195	92%
JUNE 2018	186	25	170+25=195	92%
JULY 2018	47(SUMMER)	25	47+25=72	100%
AUGUST 2018	47 (SUMMER)	25	36+25=61	85%

\*Please note for 2017-2018 one classroom was not opened in Head Start due to staffing (this accounts for 16 children)

## EARLY HEAD START CHILDCARE GRANT 2017 – 2018

MONTH	FUNDED ENROLLMENT	ACTUAL ENROLLMENT	PERCENTAGE
SEPTEMBER 2017	24	24	100%
OCTOBER 2017	24	24	100%
NOVEMBER 2017	24	24	100%
DECEMBER 2017	24	24	100%
JANUARY 2018	24	24	100%
FEBRUARY 2018	24	24	100%
MARCH 2018	24	24	100%
APRIL 2018	24	24	100%
MAY 2018	24	24	100%
JUNE 2018	24	24	100%
JULY 2018	24	24	100%
AUGUST 2018	24	24	100%

# PROGRAM AVERAGE DAILY ATTENDANCE

SITE	ATTENDANCE PERCENTAGE
BIDDEFORD JFK	81.58%
BUXTON	90.64%
EMERY STREET	88.75%
KITTERY	89.52%
OLD ORCHARD	90.46%
SACO	88.99%
SPRUCE STREET	91.27%
STONE STREET	87.92%
WATERBORO	79.83%
<b>YCCAC HEAD START AND EARLY HEAD START AVERAGE DAILY ATTENDANCE</b>	<b>87.89%</b>

**HEAD START  
PERFORMANCE  
STANDARDS MUST  
MAINTAIN 85%  
ATTENDANCE.  
YCCAC EXCEEDED THIS  
EXPECTATION BY 2.89%**

# Teaching Strategies GOLD Outcomes



## SCHOOL READINESS GOALS 2017-2018

Percentage of children meeting or exceeding Teaching Strategies Gold Widely Held Expectations

	DOMAIN	DIMENSION	Head Start (3-5 Year Olds)		
			Fall	Spring	Percent of Growth
SOCIAL EMOTIONAL	Social And Emotional Development	Regulates emotions	57%	87%	<b>30%</b>
		Develops positive relationships			
		Begins to develop personal relations with peers			
PHYSICAL	Gross Motor Physical Development	Develop control of large muscles	62%	86%	<b>24%</b>
		Use muscles for movement and exploration			
		Learn to demonstrate healthy safe habits			
	Fine Motor Development	Use small muscle exploration			
		Small muscle manipulation			
Demonstrates self-help skills					
LANGUAGE	Language and Literacy Development	Hears and distinguish sounds	54%	87%	<b>33%</b>
		Responds verbally/non-verbally			
		Begin to show interest in books			
COGNITIVE	Cognitive Knowledge & Skills	Uses senses to investigate environment	55%	85%	<b>30%</b>
		Display reflexes			
		Act intentionally to make things happen			
LITERACY	Literacy Knowledge & Skills	Hears and distinguish sounds	47%	81%	<b>34%</b>
		Understand and begin to use language			
		Language as communication			
MATH	Mathematical Knowledge & Skills	Learn how to use math concepts during routines	44%	79%	<b>35%</b>
		Persistence in learning			
		Demonstrates interest			



## YCCAC CLASS Scores April 2018

### CLASSROOM ASSESSMENT SCORING SYSTEM

	DOMAIN	YCCAC HS/EHS SCORES	NATIONAL MEAN	DIFFERENCE
Emotional Support	Positive Climate	6.63	6.04	0.59 ✓
	Negative Climate	1.00	1.06	0.06 ✓
	Teacher Sensitivity	6.42	5.90	0.52 ✓
	Regard for Student Perspectives	6.08	5.44	0.64 ✓
Classroom Organization	Behavior Management	6.21	5.99	0.22 ✓
	Productivity	6.58	6.10	0.48 ✓
	Instructional Learning Formats	5.17	5.29	✗ 0.12
Instructional Support	Concept Development	3.71	2.44	1.27 ✓
	Quality of Feedback	4.75	2.98	1.77 ✓
	Language Modeling	5.13	3.46	1.67 ✓
	Emotional Support	6.5313	6.08	0.4513 ✓
	Classroom Organization	5.9861	5.80	0.1861 ✓
	Instructional Support	4.5278	2.96	1.5678 ✓

✓ INDICATES YCCAC SCORE IS \*BETTER\* THAN NATIONAL MEAN

✗ INDICATES YCCAC SCORE IS \*BELOW\* / NEEDS IMPROVEMENT

**YCCAC Head Start is amongst the top 10% in both Emotional and Instructional Support in the Country and above the national average for Classroom Organization!**

**YCCAC Head Start recognizes in the dimension of Instructional Learning Formats this is an area of need. The program will enhance professional development opportunities to address these concerns.**

# HEALTH & NUTRITION SERVICES



**91%  
UP-TO-DATE  
ON THEIR  
PHYSICALS**

**79%  
RECEIVED  
DENTAL  
EXAMS**

**99% OF NEWLY  
ENROLLED CHILDREN  
RECEIVED  
DEVELOPMENTAL AND  
SENSORY SCREENINGS  
WITHIN 45 DAYS OF  
ENROLLMENT**

**76,616  
NUTRITIOUS  
MEALS WERE  
SERVED FAMILY  
STYLE**

\*Status for enrolled children during the 2017-2018 program year at yccac head start and early head start; meals reflect those which were reimbursed by USDA/CACFP and in some cases do not include those served by public school partnerships

## PARENT, FAMILY AND COMMUNITY ENGAGEMENT OUTCOMES

### OVERVIEW

York County Community Action believes that when parents engage in their child’s education and development during the early years (from birth through age five), the impact is particularly strong. Children’s Services (Head Start and Early Head Start) now uses the *ChildPlus* database system for program data collection around family strengths, needs, and outcomes. With this new system in place, we revamped the program’s Parent Family and Community Engagement (PFCE) outcomes assessment tool and collection methods in order to encompass all HS/EHS identified PFCE Outcomes.

<b>family wellbeing</b>	housing; safety; health; mental health + substance abuse; transportation; financial security; employment; and food + clothing
<b>positive parent + child relationships</b>	nurturing relationships + child development/parenting skills
<b>families as lifelong educators</b>	family education @ home; school readiness; and promoting primary language
<b>families as learners</b>	education; training; life goals and volunteering
<b>family engagement in transitions</b>	transitions
<b>family connections to peers + community</b>	informal social support networking
<b>families as advocates and leaders</b>	leadership and advocacy

### METHODOLOGY

The Family Liaison meets with families regularly, at least three times a year, to review family progress on goals, services and referrals. At this time the family liaison also completes, with the family, strengths and needs assessment that aligns with each PFCE Outcomes. There are several identified domains that correlate to each of the seven outcomes. A scoring system aligns with each domain therefore associating a tangible number associated with each assessment. This data is collected per family and can be associated with individuals, or groupings of classrooms, centers and/or programs. Please see to the left for specific domains under each PFCE Outcome that are measured.

### ↑ PFCE OUTCOMES MEASURED



## Family Progress

---

Families' achievement of their personal goals and outcomes is critical to their abilities to supporting their children's development and school-readiness progress. At YCCAC HS/EHS Teachers, Family Liaisons, and the program's Home Visitor work with each family to develop goals, identify steps to achieve them, and provide needed resources to support the family throughout the process. The program saw an average of 16% improvement in family outcomes.

**19**

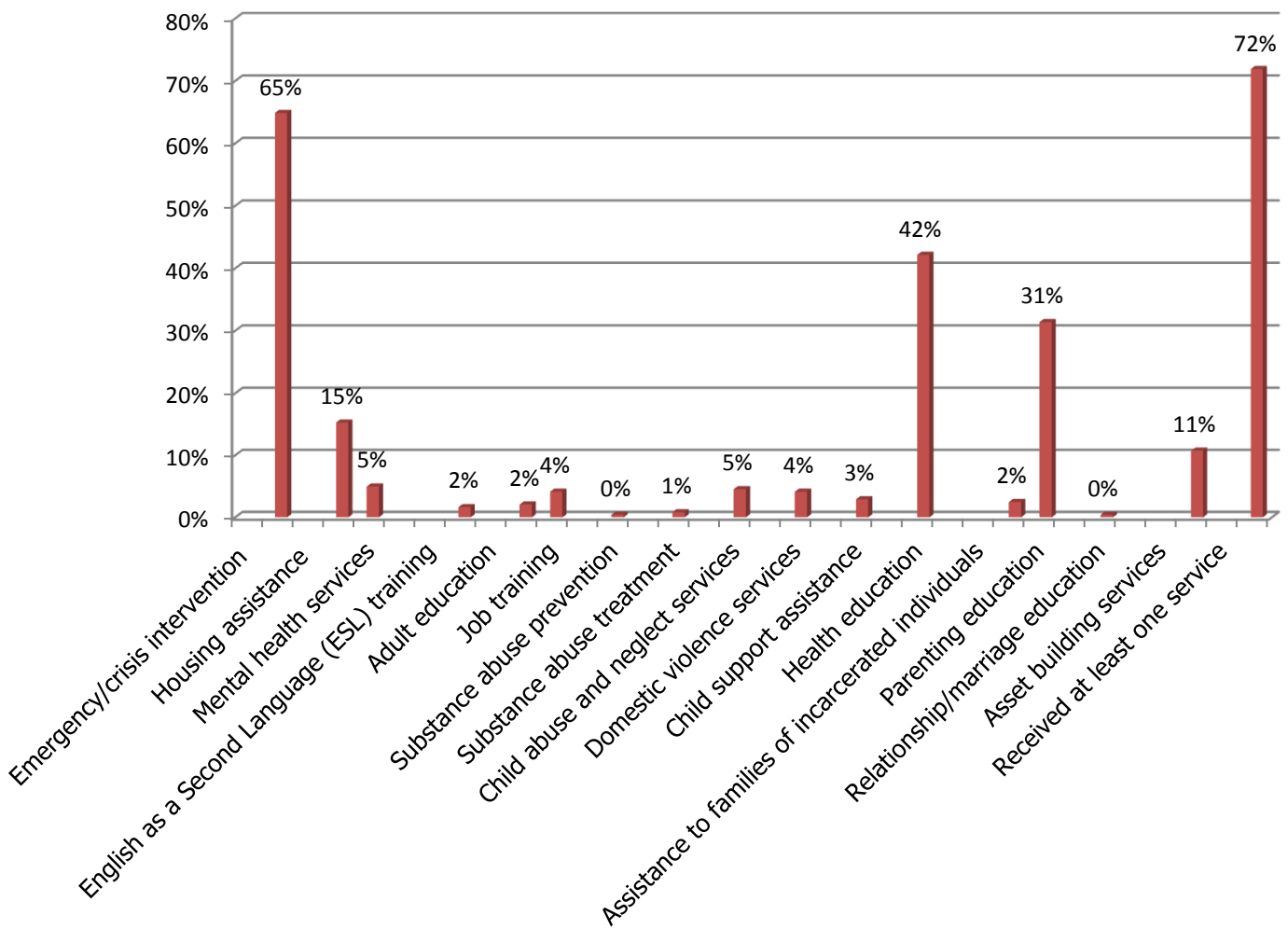
**PARENTS/GUARDIANS  
COMPLETED A JOB  
TRAINING PROGRAM,  
CERTIFICATE PROGRAM  
OR PROFESSIONAL  
LICENSE DURING THIS  
SCHOOL YEAR!**

**34% OF  
FAMILIES  
EXPERIENCED  
GAINS IN  
FAMILY WELL  
BEING**



# Types of Family Services Received by Participants 2017-2018

YCCAC Head Start and Early Head Start assists parents in their efforts to improve the quality of life for themselves and their children. The following services were received by families in 2017-2018:



## Community Needs Assessment Highlights and Program Response



The program's locations align with the number of eligible children and validates that the program is in the right locations in the county.

Sanford, Saco, Biddeford and Buxton have the highest concentration of eligible children. Currently the program does not have an Early Head Start Program in Buxton, although, the data shows that there are a potential 94 children EHS eligible.

The number of children in York County receiving TANF has greatly decreased from 984 to an estimated 281 children in 2017.

### Community Trends to Monitor

- The increase of public preschool in the community and the subsequent effects to child enrollment and workforce
- The current waitlist has over 76 Early Head Start children
- The State of Maine is looking to have the local education agencies to become part of the school departments versus Child Development Services for children 3- 5 years old.



For more information, contact:

Program and Community Data  
[michelle.fleagle@yccac.org](mailto:michelle.fleagle@yccac.org)

Enrollment and Family Engagement  
[stephanie.lefebvre@yccac.org](mailto:stephanie.lefebvre@yccac.org)

Education and Disability Services  
[ryan.eastman@yccac.org](mailto:ryan.eastman@yccac.org)

Health and Nutrition Services  
[jennifer.schultz@yccac.org](mailto:jennifer.schultz@yccac.org)

York County Community Action Corporation  
6 Spruce Street  
P.O. Box 72  
Sanford, Maine 04073  
(207) 324-5762  
[www.yccac.org](http://www.yccac.org)

York County  
**COMMUNITY  
ACTION**  
Corporation

